

Solar Dock Post Lites



MODEL: LL-SDL-Round / Square / Rectangle

***12**
Lumens



Solar Dock Post Lites

8X brighter and longer lasting than solar garden lights! The Solar Dock Lite™ v5 is a great way to light up your dock or pier. During the day the solar panel collects the sun's energy and charges the batteries. At nightfall, Solar Dock Lite's sensor automatically turns on the super bright LED. With multiple units your dock will provide an elegantly lit pathway for all to walk on. This unit is hands free and energy efficient! Lasts 18+ hours on a full charge and is brighter than conventional solar garden lights! Yes it lasts all night! Just place it on your dock post and you are ready to go!

For more information, contact your authorized dealer:

LIGHT CHARACTERISTICS

Light Source	1-Ultra-High intensity LEDs.
Lumens output	12 Lumens *Varies with Color & Settings
Available LED Colors	White, Blue, Green, Red, Orange, Yellow *Lumens vary between LED colors
Light Mode Options	Constant
Visible Range	300m-500m+ Depending on Settings
Horizontal Output (degrees)	360 Degrees
Vertical Divergence (degrees)	NA
LED Life Expectancy (hours)	> 100,000 hrs

ELECTRICAL CHARACTERISTICS

Circuit Protection	Integrated
Nominal Voltage (v)	1.2v
Autonomy (hours)	16-20hrs *On full Charge
Temperature Range	-10 to 70 C

SOLAR CHARACTERISTICS

Solar Module Type	Multicrystalline or Monocrystalline
Power (watts)	0.60 watts
Solar Module Efficiency (%)	16-17%

POWER SUPPLY

Battery Type	High Grade NiCd or NiMH Eco Friendly
Battery Size	1 x AA
Battery Capacity (mAh)	1000 mAh or Larger Suggested
Nominal Voltage (v)	1.2v / Battery
Battery Service Life	1-3 years (Varies with local Environment)
Battery Service Access	Yes: User Changeable / Replaceable

PHYSICAL CHARACTERISTICS

Body Material	UV Stabilized PC
Lens Material	UV Stabilized PC
External Lens Design	NA
Internal Lens design	360 Deg. Lenticular
Water Proof Rating	IP 65
Mounting	Fits over Post: See attached Info for sizes
Height	6 inches
Width / Diameter	3.5 inches
Weight	0.75 pounds

OPTIONS


Custom Options, Sizes, & Colors	Please Contact
Custom Hardware & Mounting	Please Contact

* Information subject to change without notice

www.metalcraftdocks.com
info@metalcraftdocks.com
 1.800.989.DOCK

Solar Dock Post Lites

MODEL: LL-SDL-Round / Square / Rectangle



ADVANCED TECHNOLOGY = BRIGHT LONG-LASTING LIGHTS THAT MEET EXPECTATIONS

NEW! Fully Sealed
Electronic circuit Board

Fully silicone encapsulated
solar panel increases charging
performance & efficiency

External Lens Frosting

Automatic night
activation

Internal 360 deg.
Lenticular lens

Super High
Intensity LED

3-1/4" ID Post (Brock
Dock Post Covers)

UV stabilized
polycarbonate

Internal user changeable
1.2v AA NiMh Battery

2-3/8" OD Post Adaptor

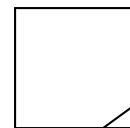
2.00" or 1-7/8" OD Post Adaptor

1-5/8" OD Post Adaptor

Optional Light Options

Square & Rectangle MODELS

Please call or ask dealer



2 x 2" Square
and
5-Sided Square



2" X 1-1/2"
Rectangle

Photo Pictured with Round Base on a Round Post

www.metalcraftdocks.com
info@metalcraftdocks.com
1.800.989.DOCK

Solar Dock Post Lites



MODEL: LL-SDL-Round / Square / Rectangle



**This product uses a 1.2v NiMh Battery:
Volts: 1.2v Size: AA Capacity: 1000mA**

DO NOT USE: 3.2v LiFePo4 or 3.7v Lithium type battery or Non rechargeable 1.5v batteries: they will damage this product

NEW:

**Watch Online
Installation Video!**



NOTE: BATTERY MUST BE INSTALLED & CONNECTED TO FUNCTION

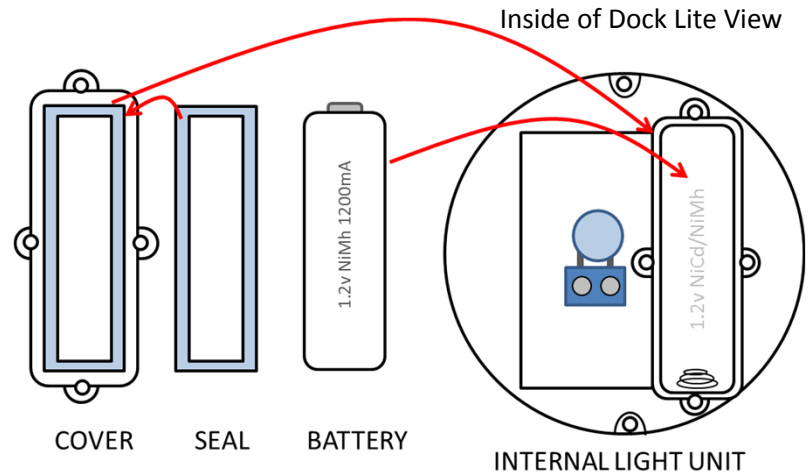
Assembling your light

1. Unscrew the top
2. Install battery in correct position.
3. Confirm that the silicone seal is installed correctly in the cover for sealing.
4. Install cover with 4-provided screws.

NOTE: Screw the cover down to apply pressure on the seal. This will ensure the battery compartment is fully water proof.

NOTE: Light is activated by darkness. (battery must be charged to light)

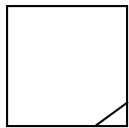
NOTE: Product uses AA 1.2v NiMh 1000mA or higher
Note: higher capacity will result in longer run times




Installing your light on the dock post

Optional Light Options Square & Rectangle MODELS

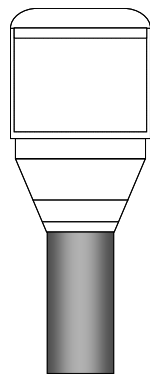
Please call or ask dealer



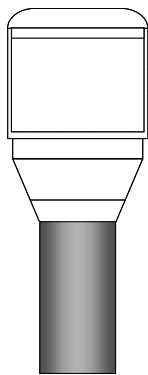
2 x 2" Square
and
5-Sided Square



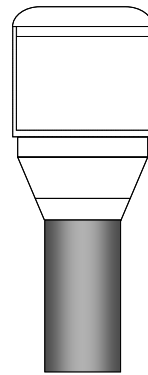
2" X 1-1/2"
Rectangle



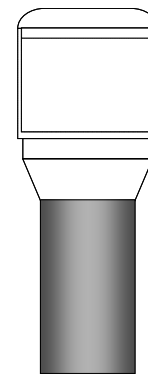
Fits
1-5/8" OD Post



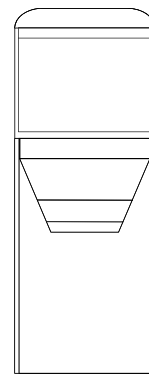
Fits
1-7/8" OD Post



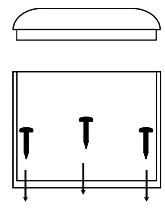
Fits
2.00" OD Post



Fits
2-3/8" OD Post



Fits Inside
Brock Post &
3-1/4" ID Post



Universal
Flat Surface Mount

Replace inside bolts
with suitable mounting
screws. (mounting
screws not provided)

Use appropriate screw
for desired material.

With Silicone Adaptor

**Lights assembled with square or
rectangle bottoms only fit their
respective posts sizes listed above**

•If your light is slightly loose on the post you may add a layer or two of tape around your post before securing it to the post with the provided set screw.

•A separate silicon sleeve is included if you have a 1-7/8" OD post. There is only approximately 1/8" difference in size between this fitting and the 2-inch OD fitting. Note, you may have both sizes if you have added new sections to your dock.

Remove Brock top cap,
and press light inside
the pipe. You may
need to clear the glue
from the inside of the
pipe for your light to
fit. You may drill a set
screw if you wish.



Lake Lite Inc.

P.O. Box 414
105 W. Simon St.
Laotto, IN 46763

Phone: 260-918-2758

Fax: 260-918-3540

E-mail sales@lakelite.com

www.lakelite.com

www.solardocklites.com

Solar Dock Post Lites

MODEL: LL-SDL-Round / Square / Rectangle

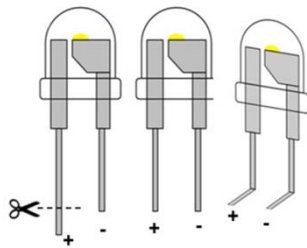


Changing LED Colors & LED Installation Color LED's - Sold Separately

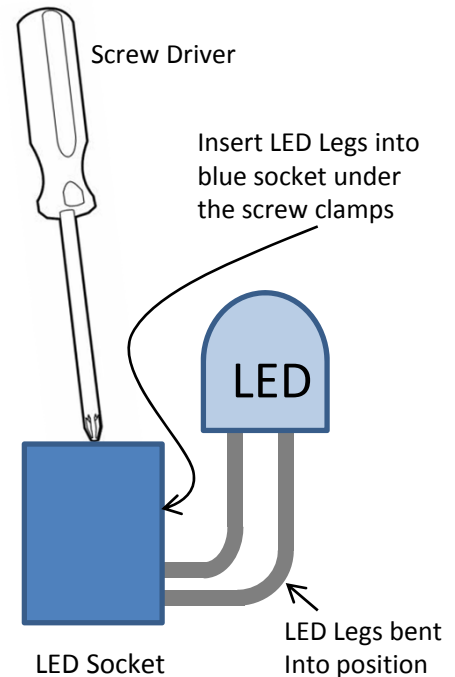
1. Cut LED Legs to same length for best connection.
2. Insert LED into socket to test illumination in a dark room. If LED does not light, reverse Legs and reinsert until the LED illuminates.
3. Insert LED Legs into the socket and use screw driver to clamp down the Legs into the blue socket.
4. Bend the LED upward as seen below.



Cut LED Legs to same Length



Bent LED Legs Example



Troubleshooting

Q: My light does not work.

1. Make sure battery is securely in place & in proper position.
2. Your LED may be installed backwards. Try reversing.

Q: My light has a short run time.

1. Improper location. The light is powered by the sunlight, place light in direct sunlight.
2. Batteries may be dead, replace with new Ni-Cd or Ni-Mh batteries.
3. You may be using the BOOST option with low capacity batteries: Try purchasing Ni-Mh types of 2000-2500mA.

Q: My light is very dim.

1. LED may have poor connection in socket: Check connection: (in a very rare instance the LED may be faulty, please contact us)
2. Batteries may be dead, replace with new Ni-Cd or Ni-Mh batteries. – This is the most common reason.



CAUTION: BATTERY MUST BE RECYCLED OR DISPOSED OF PROPERLY.

Owner Registration Card

Please fill out and affix proper postage and return this owner registration card **within 10 days** to insure that your new Solar Dock Lite is covered by the limited warranty.

Purchaser's Name _____

Address _____

State _____ Zip _____

Purchase Date: _____ Number of Lights: _____

Where Purchased (Store Name): _____

Model No. LL-SDL-(Round / Rectangle / Square)

UPC No. Varies On Different Models

Lake Lite Inc.
P.O. Box 414, Laotto, IN 46763

Lake Lite Inc. 1-Year Limited Warranty

The retailer warrants the Solar Lites to be free from defects in workmanship and material present at time of shipment from the factory for a period of one year after the date of purchase by the original purchaser. We agree to correct such defects without charge or at our option replace with a comparable or superior model if the product is returned to the retailer. To obtain warranty service, you must present a copy of the receipt as proof of purchase. All costs of removing and reinstalling the product are your responsibility. Damage to any part such as by accident or misuse or improper installation or by affixing any accessories, is not covered by this warranty. There is no other express warranty. The retailer hereby disclaims any and all warranties, including but not limited to, those of merchantability and fitness for a particular purpose to the extent permitted by law. The duration of any implied warranty, which cannot be disclaimed, is limited to the time period as specified in the express warranty. Some states do not allow limitation on how long an implied warranty lasts, so the above limitation may not apply to you. The retailer shall not be liable for incidental, consequential, or special damages arising out of or in connection with product use or performance except as may otherwise be accorded by law. Some states do not allow the exclusion of incidental or consequential damage, so the above exclusion or limitation may apply to you. This warranty gives specific legal rights, and you may also have other rights, which vary from state to state. This warranty supersedes all prior warranties.



Lake Lite Inc.
P.O. Box 414
105 W. Simon St.
Laotto, IN 46763

Phone: 260-918-2758
Fax: 260-918-3540
E-mail sales@lakelite.com

www.lakelite.com
www.solardocklites.com