


# Assembly and Installation Manual Utility Side Guides Kit for 4000/5000 Vertical LIFT

MCD p/n 1546-01, v1.6



## A. Parts Description

1. Check the following parts to ensure you have all the items necessary to assemble your new Utility Side Guides Kit for the **Model 4000** (110/122) or **Model 5000** (115/122) Vertical Boat Lift:

| Qty Needed | Part No. | Description |
|------------|----------|-------------|
|------------|----------|-------------|

### MODEL 4000

|   |         |                                      |
|---|---------|--------------------------------------|
| 2 | 1530-01 | 12'L Carpeted Bunks, Std. Wood       |
| 1 | 1521-01 | Utility Side Guide Parts Box, Sealed |

### MODEL 5000

|   |         |                                      |
|---|---------|--------------------------------------|
| 2 | 1530-01 | 12'L Carpeted Bunks, Std. Wood       |
| 1 | 1521-02 | Utility Side Guide Parts Box, Sealed |

2. Check the Parts Box and identify the following items:

| Qty Needed | Part No. | Description |
|------------|----------|-------------|
|------------|----------|-------------|

|   |         |   |
|---|---------|---|
| 4 | 1538-01 | Utility Side Guide Post, 1-3/4" Sq. 24"L        |
| 4 | 1539-01 | Side Guide Support Base, 2-1/16" Sq. x 12"H     |
| 8 | 1539-02 | Side Guide U-Bolt Bottom Plate                  |
| 1 | 1516-01 | Utility Side Guides Fasteners Kit (Sealed Bag). |
| 1 | 1546-01 | Assembly Manual - Utility Guides, 4000/5000     |

3. Check the Fasteners Kit (sealed plastic bag) and identify the following items:

| Qty Needed | Part No. | Description  | Used                        |
|------------|----------|--|-----------------------------|
| 8          | 3709-06  | Square U-Bolt, 3/8-16"x7-1/4"Lx1-7/8"IDx2-1/2"T ZY | (2) Support Base x 4        |
| 16         | 3700-02  | 3/8-16" x 1 1/4" Hex Head Lag Screw Bolt ZY        | (4) Bunk Bracket x 4        |
| 16         | 3700-11  | 3/8-16" Nylon Insert Locknut ZY                    | (2) Support Base U-Bolt x 8 |
| 4          | 3706-13  | 1/2-13" x 1 3/4" Hex Head C/S Stainless (SS)       | (1) Support Base x 4        |
| 4          | 3706-12  | 1/2-13" Square Nut 3/4" x 3/4" Stainless Steel     | (1) Support Base x 4        |

If any problems are found, do not proceed.

**Call your Metal Craft Dealer.**

Or, reach Metal Craft at **800-989-3625** or at **www.metalcraftlifts.com**

## B. Assembly Instructions


### Step #1 -

Assemble the **Side Guide Bunk Base** on top of the Front and Rear Cradle Cross Members. Position them to the outside of the Cradle. This will guide the sides of the boat onto the lift.

- |          |                |   |
|----------|----------------|---|
| <b>4</b> | <b>1539-01</b> | Side Guide Support Base, 2-1/16" Sq. x 12"H |
| <b>8</b> | <b>1539-02</b> | Side Guide U-Bolt Bottom Plate              |

With these fasteners:

- |           |                |  |   |
|-----------|----------------|--|---|
| <b>8</b>  | <b>3709-06</b> | Square U-Bolt, 3/8-16"x7-1/4"Lx1-7/8"IDx2-1/2"T ZY | (2) Support Base x 4                                    |
| <b>16</b> | <b>3700-11</b> | 3/8-16" Nylon Insert Locknut ZY                    | (2) Support Base U-Bolt x 8<br>(1) Bunk/Leg Bracket x 8 |



### Step #2 -

Insert the **Side Guide Post** into the Side Bunk Base.

- |          |                |  |
|----------|----------------|--|
| <b>4</b> | <b>1538-03</b> | Utility Side Guide Post, 1-3/4" Sq. 12"L |
|----------|----------------|--|

Tighten with these Stainless fasteners:

- |          |                |  |                      |
|----------|----------------|--|----------------------|
| <b>4</b> | <b>3706-13</b> | 1/2-13" x 1 3/4" Hex Head C/S Stainless (SS)   | (1) Support Base x 4 |
| <b>4</b> | <b>3706-12</b> | 1/2-13" Square Nut 3/4" x 3/4" Stainless Steel | (1) Support Base x 4 |

# metalcraft DOCKS


---

## Step #3 -

Place (2) **Carpeted Bunks** in place.

Screw Lag Bolts into bunk to fasten the Bunks to the Legs:

**16**    **3700-02**    3/8-16" x 1 1/4" Hex Head Lag Screw Bolt ZY    (4) Bunk Bracket x 4



## Step #4 -

Adjust **Side Guide Posts** up/down and in/out to fit boat.

Adjustment range is 24" - 33".

Cut off Posts if shorter height is desired.