


**Assembly and Installation Manual
Deluxe Side Guides Kit
for 4000/5000 Vertical LIFT**

MCD p/n 1546-02



metalcraft DOCKS

A. Parts Description

1. Check the following parts to ensure you have all the items necessary to assemble your new Deluxe Bunk Kit for the **Model 4000** (110/122) or **Model 5000** (115/122) Vertical Boat Lift:

| Qty Needed | Part No. | Description |
|------------|----------|-------------|
|------------|----------|-------------|

MODEL 4000

| | | |
|---|---------|--------------------------------------|
| 2 | 1532-01 | 12'L Deluxe "L" Carpeted Bunks |
| 1 | 1521-02 | Deluxe Side Guides Parts Box, Sealed |

MODEL 5000

| | | |
|---|---------|--------------------------------------|
| 2 | 1532-01 | 12'L Deluxe "L" Carpeted Bunks |
| 1 | 1521-02 | Deluxe Side Guides Parts Box, Sealed |

2. Check the Parts Box and identify the following items:

| Qty Needed | Part No. | Description |
|------------|----------|-------------|
|------------|----------|-------------|

| | | |
|---|---------|--|
| 4 | 1538-02 | Deluxe Side Guide Post, 1-3/4" Sq. 24"L |
| 4 | 1539-01 | Side Guide Support Base, 2-1/16" Sq. x 12"H |
| 8 | 1539-02 | Side Guide U-Bolt Bottom Plate |
| 1 | 1516-02 | Deluxe Side Guides Fasteners Kit (Sealed Bag). |
| 1 | 1546-02 | Assembly Manual - Deluxe Guides, 4000/5000 |

3. Check the Fasteners Kit (sealed plastic bag) and identify the following items:

| Qty Needed | Part No. | Description | Used |
|------------|----------|-------------|------|
|------------|----------|-------------|------|

| | | | |
|----|---------|--|-----------------------------|
| 8 | 3709-06 | Square U-Bolt, 3/8-16"x7-1/4"Lx1-7/8"IDx2-1/2"T Stainless Steel | (2) Support Base x 4 |
| 16 | 3700-02 | 3/8-16" x 1 1/4" Hex Head Lag Screw Bolt Stainless Steel | (4) Bunk Bracket x 4 |
| 16 | 3700-12 | 3/8-16" Standard Hex Nut Stainless Steel | (2) Support Base U-Bolt x 8 |
| 4 | 3706-13 | 1/2-13" x 1 3/4" Hex Head C/S Stainless Steel | (1) Support Base x 4 |
| 4 | 3706-12 | 1/2-13" Square Nut 3/4" x 3/4" Stainless Steel | (1) Support Base x 4 |

If any problems are found, do not proceed.

Call your Metal Craft Dealer.

Or reach Metal Craft at **800-989-3625** or at www.metalcraftlifts.com

B. Assembly Instructions


Step #1 -

Assemble the **Side Guide Bunk Base** on top of the Front and Rear Cradle Cross Members. Position them to the outside of the Cradle. This will guide the sides of the boat onto the lift.


- | | | |
|---|---------|---|
| 4 | 1539-01 | Side Guide Support Base, 2-1/16" Sq. x 12"H |
| 8 | 1539-02 | Side Guide U-Bolt Bottom Plate |

With these fasteners:

- | | | | |
|----|---------|--|---|
| 8 | 3709-06 | Square U-Bolt, 3/8-16"x7-1/4"Lx1-7/8"IDx2-1/2"T SS | (2) Support Base x 4 |
| 16 | 0076-18 | 3/8-16" Serrated Flange Nuts SS | (2) Support Base U-Bolt x 8 (1) Bunk/Leg Bracket x 8 |



metalcraft DOCKS



Step #2 -

Insert the **Deluxe Side Guide Post** into the Side Bunk Base. Position top plate with the overhang of the top plate facing towards the outside of the lift.

4 **1538-02** Deluxe Side Guide Post, 1-3/4" Sq. 24"L

Tighten with these Stainless fasteners:

| | | | |
|----------|----------------|--|----------------------|
| 4 | 3706-13 | 1/2-13" x 1 3/4" Hex Head C/S Stainless (SS) | (1) Support Base x 4 |
| 4 | 3706-12 | 1/2-13" Square Nut 3/4" x 3/4" Stainless Steel | (1) Support Base x 4 |

Step #3 -

Place (2) **Deluxe Carpeted Bunks** in place.

Screw Lag Bolts into bottom of bunk to fasten the Bunks to the Legs:

16 **3700-02** 3/8-16" x 1 1/4" Hex Head Lag Screw Bolt SS (4) Bunk Bracket x 4



Step #4 -

Adjust **Deluxe Side Guide Posts** up/down and in/out to fit boat.
Adjustment range is 26" - 35".