


Solar Deck & Dock Lite

MODEL: LL-SDL-DECK-R



5
Lumens



Solar Deck Lite: LL-SDL-DECK-R

The Marine Grade Solar Deck Lite is an industrial strength solar powered dock light made from anodized aluminum for superior protection in harsh marine environments. Will not rot from harsh sun exposure! IP 68 Water-Proof design.

Super bright LED's and powerful solar panel provide all night illumination. Low profile design makes it perfect for docks and marina applications needing to provide ambient pathway & dock lighting. Added built in reflector provides extra safety for passing boaters as well makes them ideal for marking swim rafts. Easy hassle free mounting, no wires, no mess, no electrical cost!

For more information, contact your authorized dealer:

metalcraft
DOCKS

LIGHT CHARACTERISTICS	
Light Source	4-Ultra-High intensity LEDs.
Lumens output	4 Lumens *Varies with Color & Conditions
Available LED Colors	White
Light Mode Options	Constant
Visible Range	300m-1000m+ Varies at viewing Angles
Horizontal Output (degrees)	180 Deg Forward & Backwards
Vertical Divergence (degrees)	+ 10 Degrees
LED Life Expectancy (hours)	> 100,000 hrs
ELECTRICAL CHARACTERISTICS	
Circuit Protection	Integrated
Nominal Voltage (v)	2.4v
Autonomy (hours)	16-20hrs *On full Charge
Temperature Range	-20 to 70 C
SOLAR CHARACTERISTICS	
Solar Module Type	Multicrystalline or Monocrystalline
Power (watts)	0.40 watts
Solar Module Efficiency (%)	16-17%
POWER SUPPLY	
Battery Type	High Grade NiCd or NiMH- ECO Friendly
Battery Size	2 x AAA
Battery Capacity (mAh)	400-500 mAh Depending On Model
Nominal Voltage (v)	1.2v / Battery
Battery Service Life	1-3 years (Varies with local Environment)
Battery Service Access	Yes: User Changeable / Replaceable
PHYSICAL CHARACTERISTICS	
Body Material	Anodized Aluminum
Lens Material	PC
External Lens Design	Reflector
Internal Lens design	NA
Water Proof Rating	IP 68
Mounting	Any Flat Surface
Height	22mm
Width / Diameter	104mm x 106mm
Weight	___G
OPTIONS	
Custom Options, Sizes, & Colors	Please Contact
Custom Hardware & Mounting	Please Contact

* Information subject to change without notice

www.metalcraftdocks.com

info@metalcraftdocks.com

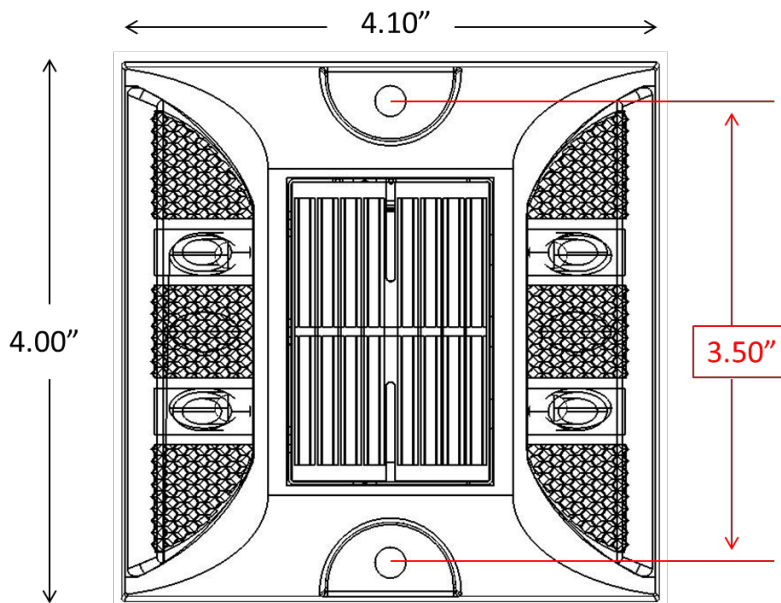
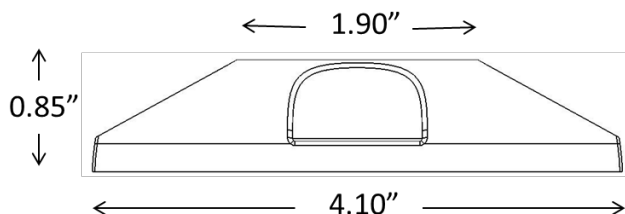
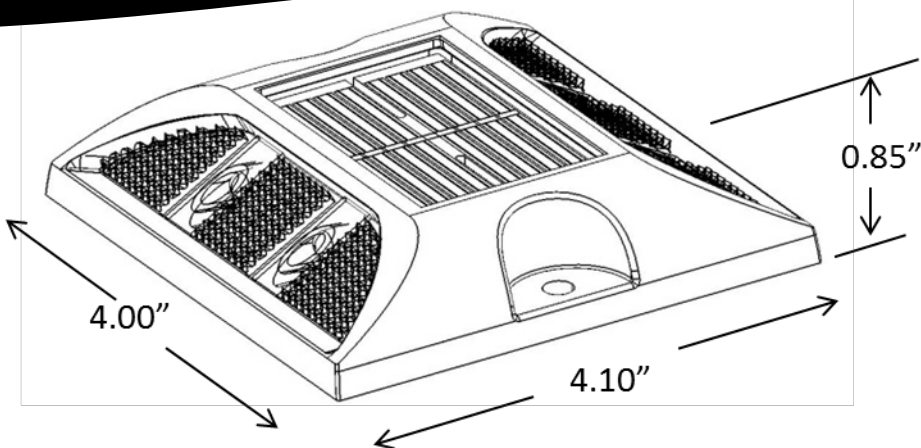
1.800.989.DOCK

Solar Deck & Dock Lite

MODEL: LL-SDL-DECK-R



NEW: Watch Online Installation Video!



Owner Registration Card

Please fill out and affix proper postage and return this owner registration card **within 10 days** to insure that your new Solar Deck Lite is covered by the limited warranty.

Purchaser's Name _____

Address _____

State _____ Zip _____

Purchase Date: _____ Number of Lights: _____

Where Purchased (Store Name): _____

Model No. LL-SDL-DECK-R

UPC No. Varies On Different Models

Lake Lite Inc.
P.O. Box 414, Laotto, IN 46763

Lake Lite Inc. 1-Year Limited Warranty

The retailer warrants the Solar Lites to be free from defects in workmanship and material present at time of shipment from the factory for a period of one year after the date of purchase by the original purchaser. We agree to correct such defects without charge or at our option replace with a comparable or superior model if the product is returned to the retailer. To obtain warranty service, you must present a copy of the receipt as proof of purchase. All costs of removing and reinstalling the product are your responsibility. Damage to any part such as by accident or misuse or improper installation or by affixing any accessories, is not covered by this warranty. There is no other express warranty. The retailer hereby disclaims any and all warranties, including but not limited to, those of merchantability and fitness for a particular purpose to the extent permitted by law. The duration of any implied warranty, which cannot be disclaimed, is limited to the time period as specified in the express warranty. Some states do not allow limitation on how long an implied warranty lasts, so the above limitation may not apply to you. The retailer shall not be liable for incidental, consequential, or special damages arising out of or in connection with product use or performance except as may otherwise be accorded by law. Some states do not allow the exclusion of incidental or consequential damage, so the above exclusion or limitation may apply to you. This warranty gives specific legal rights, and you may also have other rights, which vary from state to state. This warranty supersedes all prior warranties.

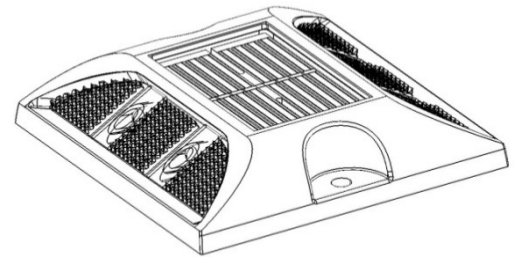
www.metalcraftdocks.com
info@metalcraftdocks.com
 1.800.989.DOCK

Solar Deck & Dock Lite

MODEL: LL-SDL-DECK-R



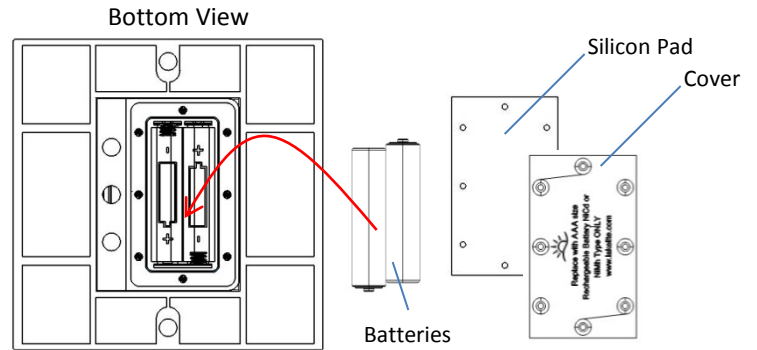
NEW: Watch Online
Installation Video!



Installing Batteries

1. Remove pull tab if present
2. Install batteries in correct position
3. Install Silicon Pad over batteries
4. Install metal cover over silicon pad
5. Use provided screw to secure cover

(Replace with 1.2v NiCd or NiMH type Rechargeable Batteries ONLY)



Mounting to Surface

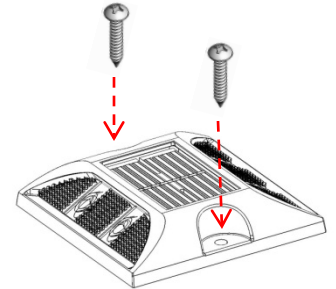
1. Purchase desired mounting screws or bolts
2. Place/Space Deck Lites in desired locations on surface
3. Use pencil to mark mounting holes
4. Use electric drill with small drill bit to make pilot holes
5. Use Screw Driver or Electric Screw Driver to mount unit

Recommended Screw size #10 or #12 size 1" or Longer

2-Screws/Bolts
For each light



Tools Required



Storage Tips (Harsh Winters)



Extreme winter weather can reduce the life expectancy of your Solar Deck Lite

1. Extreme Cold weather can dramatically reduce the life expectancy of your rechargeable Ni-Cd or Ni-Mh battery.
2. Store your Solar Deck Lite inside during cold months when your dock is not in use.



CAUTION: CONTAINS NICKEL-CADMIUM BATTERIES. BATTERY MUST BE RECYCLED OR DISPOSED OF PROPERLY.

www.metalcraftdocks.com
info@metalcraftdocks.com
1.800.989.DOCK

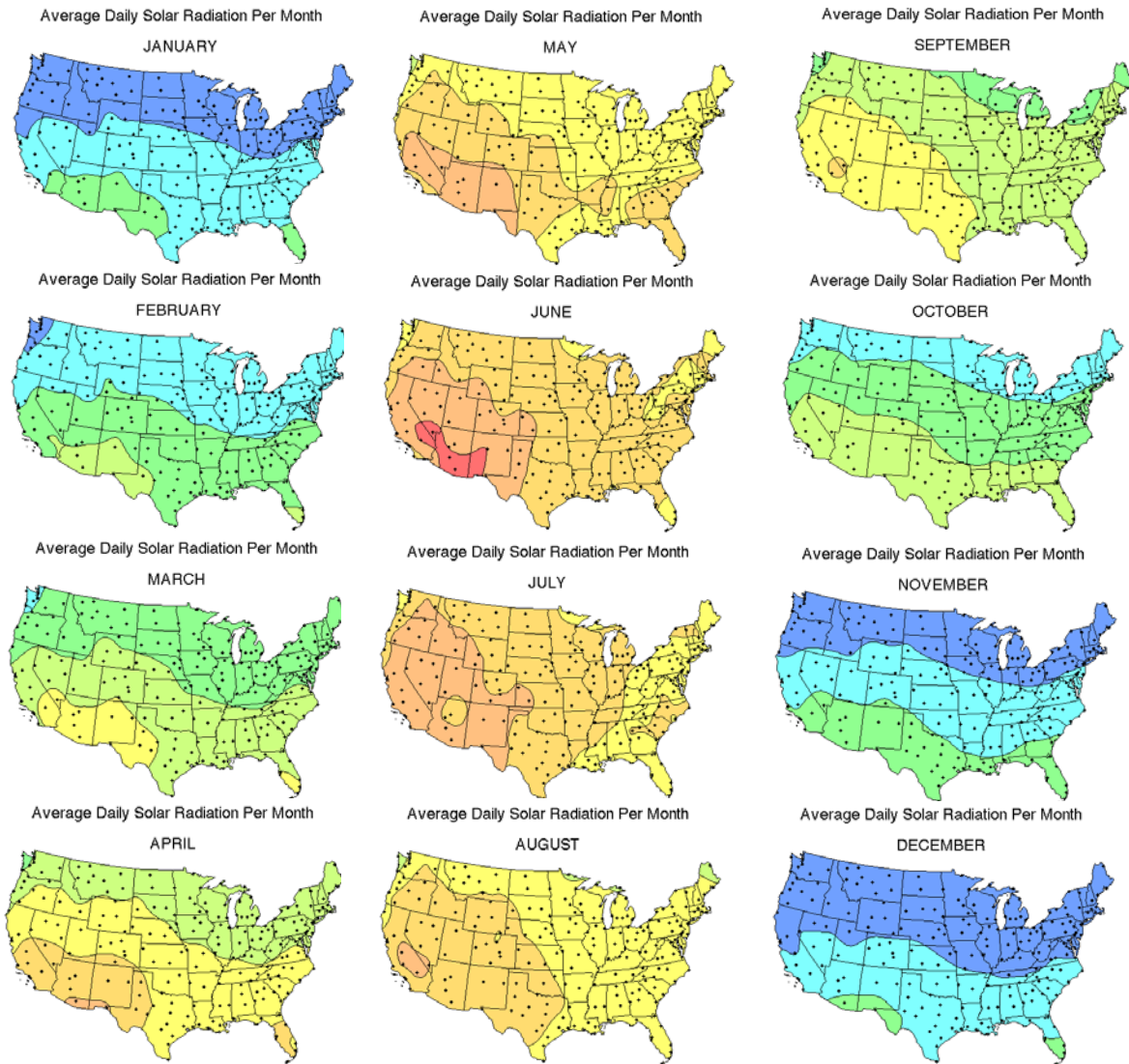
SOLAR LIGHT PERFORMANCE & RUN TIMES

The following information illustrates the significant impact in performance various weather conditions, seasons, and daylight hours can have on solar lighting products. Actual performance and run times can vary SIGNIFICANTLY based on numerous factors. The following information should only be used as a general reference of the potential performance variance.

Battery capacity and performance will reduce over the course of the battery life cycle. Replacing batteries when necessary will boost performance back to normal. Replacing batteries with higher capacity battery will increase run times when fully charge however higher capacity batteries will take longer to recharge.



Weather conditions have a significant impact on the performance & run times of solar lighting products



BATTERY CHARGE	RUN TIMES
	18+ Hrs
	16+ Hrs
	14+ Hrs
	12+ Hrs
	10+ Hrs
	8+ Hrs
	6+ Hrs
	4+ Hrs
	2+ Hrs
	1+ Hrs

NOTE:
The following are estimated run times and will vary significantly with actual conditions, different products, battery capacity, battery condition and numerous other variations.